

SAMPLE DETAILS

SAMPLE NAME: 10mg Sour Yuzu

Infused, Hemp

CLIENT

Business Name: Sundae Studios Co.

License Number:

Address: 16 Waverly Ave #105
Brooklyn NY 11205

SAMPLE DETAIL

Batch Number: SSSY2-051826

Sample ID: 260527L002

Date Collected: 05/27/2026

Date Received: 05/27/2026

Batch Size:

Sample Size:

Unit Mass: 3.5 grams per Unit

Serving Size: 3.5 grams per Serving

Scan QR code to verify
authenticity of results.

CANNABINOID ANALYSIS - SUMMARY

Total THC: **9.643 mg/unit**Total CBD: **Not Detected**Sum of Cannabinoids: **9.643 mg/unit**Total Cannabinoids: **9.643 mg/unit**


Total THC/CBD is calculated using the following formulas to take into account the loss of a carboxyl group during the decarboxylation step:

Total THC = Δ^9 -THC + (THCa (0.877))

Total CBD = CBD + (CBDa (0.877))

Sum of Cannabinoids = Δ^9 -THC + THCa + CBD + CBDa + CBG + CBGa +
THCV + THCVa + CBC + CBCa + CBDV + CBDVa + Δ^8 -THC + CBN + CBNaTotal Cannabinoids = (Δ^9 -THC+0.877*THCa) + (CBD+0.877*CBDa) +
(CBG+0.877*CBGa) + (THCV+0.877*THCVa) + (CBC+0.877*CBCa) +
(CBDV+0.877*CBDVa) + Δ^8 -THC + (CBN+0.877*CBNa)These results relate only to the sample included on this report.
This report shall not be reproduced, except in full, without written approval of the laboratory.

Sample Certification: Colorado Marijuana Rules 1 CCR 212-3

References: limit of detection (LOD), limit of quantification (LOQ), not detected (ND), not tested (NT),
 $\mu\text{g/g}$ = ppm, $\mu\text{g/kg}$ = ppb
Approved by: Sam Schumann
Laboratory Director
Date: 05/27/2026

Amendment to Certificate of Analysis 260527L002-001



Cannabinoid Analysis

Tested by high-performance liquid chromatography with diode-array detection (HPLC-DAD).

Method: (GLB-TM-14) Cannabinoid Potency Determination

TOTAL THC: 9.643 mg/unit

Total THC (Δ^9 -THC+0.877*THCa)

TOTAL CBD: Not Detected

Total CBD (CBD+0.877*CBDa)

TOTAL CANNABINOIDS: 9.643 mg/unit

Total Cannabinoids (Total THC) + (Total CBD) + (Total CBG) + (Total THCV) + (Total CBC) + (Total CBDV) + Δ^9 -THC + (Total CBN)

TOTAL CBG: ND

Total CBG (CBG+0.877*CBGa)

TOTAL THCV: ND

Total THCV (THCV+0.877*THCVa)

TOTAL CBC: ND

Total CBC (CBC+0.877*CBCa)

TOTAL CBDV: ND

Total CBDV (CBDV+0.877*CBDVa)

Exclusions¹ see Notes

CANNABINOID TEST RESULTS - 05/27/2026

COMPOUND	LOD/LOQ (mg/g)	MEASUREMENT UNCERTAINTY (mg/g)	RESULT (mg/g)	RESULT (%)
Δ^9 -THC	0.021 / 1.867	±0.1956	2.755	0.2755
Δ^8 -THC	0.030 / 2.053	N/A	ND	ND
THCa	0.078 / 1.652	N/A	ND	ND
THCV	0.036 / 0.373	N/A	ND	ND
THCVa	0.027 / 1.456	N/A	ND	ND
CBD	0.089 / 1.867	N/A	ND	ND
CBDa	0.105 / 1.913	N/A	ND	ND
CBDV	0.067 / 0.439	N/A	ND	ND
CBDVa	0.030 / 0.803	N/A	ND	ND
CBG	0.050 / 0.411	N/A	ND	ND
CBGa	0.034 / 1.727	N/A	ND	ND
CBN	0.031 / 0.541	N/A	ND	ND
CBC	0.009 / 0.728	N/A	ND	ND
CBCa	0.033 / 0.663	N/A	ND	ND
CBNa	0.028 / 1.176	N/A	ND	ND
SUM OF CANNABINOIDS			2.755 mg/g	0.2755%

Unit Mass: 3.5 grams per Unit / Serving Size: 3.5 grams per Serving

Δ^9 -THC per Unit	9.643 mg/unit
Δ^9 -THC per Serving	9.643 mg/serving
Total THC per Unit	9.643 mg/unit
Total THC per Serving	9.643 mg/serving
CBD per Unit	ND
CBD per Serving	ND
Total CBD per Unit	ND
Total CBD per Serving	ND
Sum of Cannabinoids per Unit	9.643 mg/unit
Sum of Cannabinoids per Serving	9.643 mg/serving
Total Cannabinoids per Unit	9.643 mg/unit
Total Cannabinoids per Serving	9.643 mg/serving

NOTES

Sample serving mass provided by client.

1. Exclusions: Not accredited by the CDPHE and not for official purposes

SAMPLE DETAILS

SAMPLE NAME: 10mg Sour Yuzu

Infused, Hemp

CLIENT

Business Name: Sundae Studios Co.

License Number:

Address: 16 Waverly Ave #105
Brooklyn NY 11205

SAMPLE DETAIL

Batch Number: SSSY2-051826

Sample ID: 260520K005

Date Collected: 05/20/2026

Date Received: 05/20/2026

Batch Size:

Sample Size:

Unit Mass:

Serving Size: 3.5 grams per Serving


Scan QR code to verify
authenticity of results.

SAFETY ANALYSIS - SUMMARY

Pesticides: ND

Mycotoxins:  PASS

Residual Solvents: DETECTED

Heavy Metals:  PASS


Microbiology (PCR): ND

Microbiology (Plating): ND

These results relate only to the sample included on this report.
This report shall not be reproduced, except in full, without written approval of the laboratory.

Sample Certification: Colorado Marijuana Rules 1 CCR 212-3

References: limit of detection (LOD), limit of quantification (LOQ), not detected (ND), not tested (NT),
 $\mu\text{g/g}$ = ppm, $\mu\text{g/kg}$ = ppb, too numerous to count >250 cfu/plate (TNTC), colony-forming unit (cfu)


Approved by: Sam Schumann
Laboratory Director
Date: 05/27/2026

Amendment to Certificate of Analysis 260520K005-001



Pesticide Analysis

Pesticide and plant growth regulator analysis utilizing high-performance liquid chromatography-mass spectrometry (HPLC-MS).

Method: (GLB-TM-17) Pesticide Analysis by LC-MS & GC-MS

Exclusions¹ see last page

PESTICIDE TEST RESULTS - 05/26/2026 ND

COMPOUND	LOD/LOQ (µg/g)	MEASUREMENT UNCERTAINTY (µg/g)	RESULT (µg/g)
Abamectin	0.224 / 0.746	N/A	ND
Acephate	0.005 / 0.016	N/A	ND
Acetamiprid	0.008 / 0.025	N/A	ND
Azoxystrobin	0.004 / 0.015	N/A	ND
Bifenazate	0.002 / 0.008	N/A	ND
Boscalid	0.015 / 0.05	N/A	ND
Carbaryl	0.022 / 0.074	N/A	ND
Carbofuran	0.002 / 0.007	N/A	ND
Chlorantraniliprole	0.017 / 0.057	N/A	ND
Chlorpyrifos	0.006 / 0.02	N/A	ND
Clofentezine	0.003 / 0.009	N/A	ND
Diazinon	0.003 / 0.01	N/A	ND
Dichlorvos (DDVP)	0.218 / 0.728	N/A	ND
Dimethoate	0.002 / 0.007	N/A	ND
Ethoprophos	0.014 / 0.047	N/A	ND
Etofenprox	0.007 / 0.024	N/A	ND
Etoxazole	0.009 / 0.03	N/A	ND
Fenoxycarb	0.005 / 0.018	N/A	ND
Fenpyroximate	0.007 / 0.022	N/A	ND
Fipronil	0.028 / 0.094	N/A	ND
Flonicamid	0.004 / 0.015	N/A	ND
Fludioxonil	0.006 / 0.021	N/A	ND
Hexythiazox	0.015 / 0.048	N/A	ND
Imazalil	0.01 / 0.034	N/A	ND
Imidacloprid	0.009 / 0.031	N/A	ND
Kresoxim-methyl	0.016 / 0.054	N/A	ND
Malathion	0.011 / 0.037	N/A	ND
Metalaxyl	0.003 / 0.009	N/A	ND
Methiocarb	0.006 / 0.019	N/A	ND
Methomyl	0.002 / 0.006	N/A	ND
MGK-264	0.017 / 0.055	N/A	ND
Myclobutanil	0.015 / 0.051	N/A	ND
Naled	0.008 / 0.027	N/A	ND
Oxamyl	0.002 / 0.008	N/A	ND
Paclobutrazol	0.004 / 0.012	N/A	ND
Permethrin	0.021 / 0.069	N/A	ND
Phosmet	0.005 / 0.018	N/A	ND
Propoxur	0.003 / 0.011	N/A	ND
Pyridaben	0.011 / 0.035	N/A	ND
Spinosad	0.013 / 0.043	N/A	ND
Spiromesifen	0.023 / 0.076	N/A	ND

Continued on next page



Pesticide Analysis *Continued*

PESTICIDE TEST RESULTS - 05/26/2026 *continued ND*

COMPOUND	LOD/LOQ (µg/g)	MEASUREMENT UNCERTAINTY (µg/g)	RESULT (µg/g)
Spirotetramat	0.003 / 0.011	N/A	ND
Spiroxamine	0.014 / 0.046	N/A	ND
Tebuconazole	0.013 / 0.042	N/A	ND
Thiacloprid	0.004 / 0.012	N/A	ND
Thiamethoxam	0.004 / 0.012	N/A	ND
Trifloxystrobin	0.003 / 0.011	N/A	ND



Mycotoxin Analysis

MYCOTOXIN TEST RESULTS - 05/21/2026 ✓ PASS

Mycotoxin analysis utilizing high-performance liquid chromatography-mass spectrometry (HPLC-MS).

Method: (GLB-TM-18) Mycotoxins Contamination Determination in Concentrates

COMPOUND	LOD/LOQ (µg/kg)	ACTION LIMIT (µg/kg)	MEASUREMENT UNCERTAINTY (µg/kg)	RESULT (µg/kg)	RESULT
Aflatoxin B1	0.313 / 1.03	5	N/A	ND	PASS
Aflatoxin B2	0.313 / 1.03		N/A	ND	
Aflatoxin G1	0.333 / 1.10		N/A	ND	
Aflatoxin G2	0.354 / 1.17		N/A	ND	
Ochratoxin A	0.717 / 2.37	5	N/A	ND	PASS
Total Aflatoxin		20		ND	PASS



Residual Solvents Analysis

RESIDUAL SOLVENTS TEST RESULTS - 05/22/2026 DETECTED

Residual Solvent analysis utilizing gas chromatography-mass spectrometry (GC-MS).

Method: (GLB-TM-04) Residual Solvent Determination - Helium Carrier Gas

Total Butanes = n-Butane + 2-Methylpropane (Isobutane)
Total Xylenes = 1,2-Dimethylbenzene (o-Xylene) + 1,3-Dimethylbenzene (m-Xylene) / 1,4-Dimethylbenzene (p-Xylene)

Exclusions² see last page

COMPOUND	LOD/LOQ (µg/g)	MEASUREMENT UNCERTAINTY (µg/g)	RESULT (µg/g)
Propane	11.229 / 37.429	N/A	ND
2-Methylpropane (Isobutane)	11.966 / 39.887	N/A	ND
n-Butane	11.68 / 38.932	N/A	ND
Total Butanes			ND
n-Pentane	9.093 / 30.31	N/A	ND
n-Hexane	0.458 / 1.526	N/A	ND
n-Heptane	5.818 / 19.394	N/A	ND
Benzene	0.014 / 0.047	N/A	ND
Toluene	1.051 / 3.503	N/A	ND
1,3-Dimethylbenzene (m-Xylene) / 1,4-Dimethylbenzene (p-Xylene)	3.191 / 10.637	N/A	ND
1,2-Dimethylbenzene (o-Xylene)	3.296 / 10.987	N/A	ND
Total Xylenes			ND
Methanol	11.936 / 39.787	N/A	ND
Ethanol	6.084 / 20.28	±>129.200	>2000.00
2-Propanol (Isopropyl Alcohol)	12.039 / 40.129	N/A	ND
Acetone	8.119 / 27.063	N/A	ND
Ethyl Acetate	7.018 / 23.394	N/A	ND



Heavy Metals Analysis

Heavy metal analysis utilizing inductively coupled plasma-mass spectrometry (ICP-MS).

Method: (GLB-TM-19) Metals Determination

HEAVY METALS TEST RESULTS - 05/22/2026 ✔ PASS

COMPOUND	LOD/LOQ (µg/g)	ACTION LIMIT (µg/g)	MEASUREMENT UNCERTAINTY (µg/g)	RESULT (µg/g)	RESULT
Arsenic	0.009 / 0.039	1.5	N/A	ND	PASS
Cadmium	0.013 / 0.044	0.5	N/A	ND	PASS
Lead	0.012 / 0.040	0.5	N/A	ND	PASS
Mercury	0.011 / 0.039	1.5	N/A	ND	PASS

Microbiology Analysis

PCR AND PLATING

Analysis conducted by polymerase chain reaction (PCR) and fluorescence detection of microbiological contaminants.

Method: (GLB-TM-25) Bioburden Testing for STEC & Salmonella or (GLB-TM-37) Microbiological Detection of Pathogenic Aspergillus

MICROBIOLOGY TEST RESULTS (PCR) - 05/26/2026 ND

COMPOUND	RESULT
<i>Salmonella</i> spp.	ND
Shiga toxin-producing <i>Escherichia coli</i>	ND

Analysis conducted by 3M™ Petrifilm™ and plate counts of microbiological contaminants.

Method: (GLB-TM-24) Bioburden Testing for Total Yeast and Mold

MICROBIOLOGY TEST RESULTS (PLATING) - 05/26/2026 ND

COMPOUND	RESULT (cfu/g)
Coliforms	ND
Total Aerobic Bacteria	ND
Total Yeast and Mold	ND

NOTES

Sample serving mass provided by client.

1. Exclusions: Not accredited by the CDPHE and not for official purposes
2. Exclusions: Not accredited by the CDPHE and not for official purposes